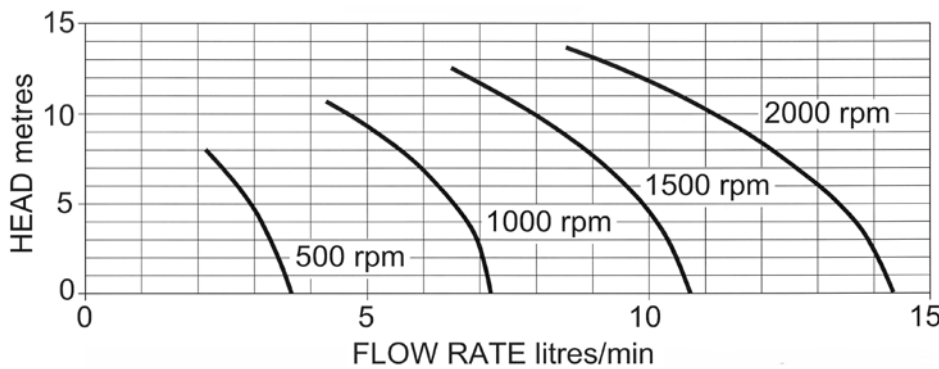


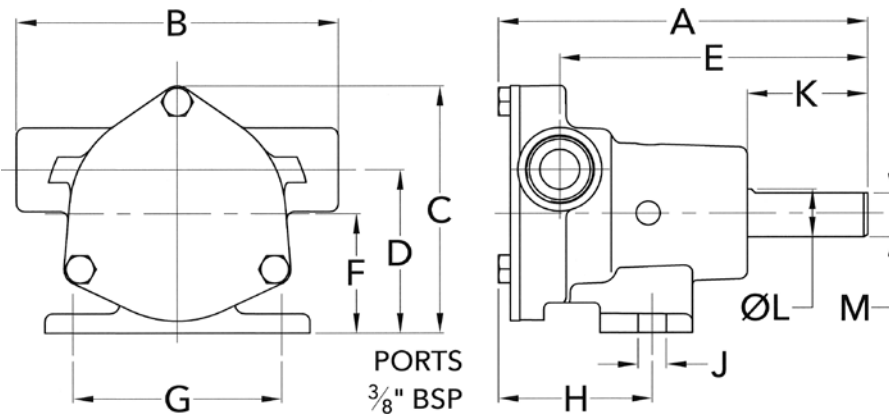
PERFORMANCE:



MODEL	Maximum flow rate		Maximum head	
	l/min	gall/min	metres	feet
51510-2001	14	3	13.5	44

DIMENSIONS:

WEIGHT: 0.62Kg



A	B	C	D	E	F	G	H	J	K	L	M
92	80	62	41	77	30	52	38	7	30	Ø12	11

MATERIALS OF CONSTRUCTION:

Body	Bronze
Impeller	Neoprene
Shaft	Stainless steel type 316
Shaft seal	Mechanical carbon-ceramic
Bearings	Sealed ball bearings
Port type	3/8" BSP to BS21 (DIN2999)


MODELS:

51510-2001 *Standard Neoprene impeller*



a xylem brand

**BRONZE FLEXIBLE
IMPELLER
PEDESTAL PUMP
51510 SERIES**



**PUMP with
3/8" BSP PORTS**

- * Constructed from marine quality bronze and stainless steel
- * Self-prime from dry up to 1.5m
- * Easy to service and maintain
- * Will tolerate abrasive wear
- * Handles hard and soft solids without clogging
- * Can pump in either direction
- * Will not airlock